

## ICRIS UPDATE

With this option you have the opportunity to download the most recent formulas. Every week new formulas will be available on the Internet.

What do you need:

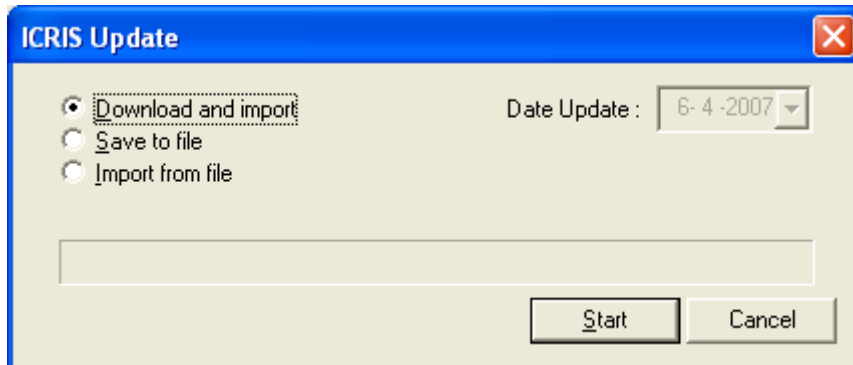
- An Internet connection on your ICRIS computer.

Our advice is to download the latest formulations every Monday morning.

Please follow the next steps,  
Go to the main ICRIS screen as your starting point. Go to **[System]**, **[Up-date]** and **[Import]**

You will now see the screen ICRIS update

Choose **[Start]** to start the downloading process. When there is no internet connection, connect your system to the internet.



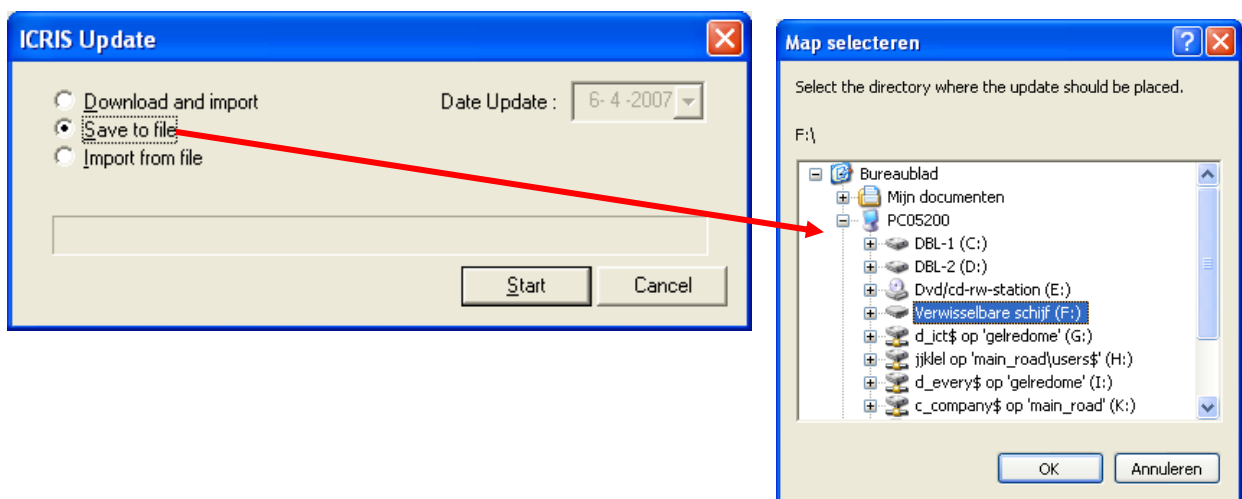
This option will download all the latest formulations for you and automatically place them onto your system.

Another option within the system is to download the update to a file on your PC. This option is designed so that you can update PC's that have no Internet connection.

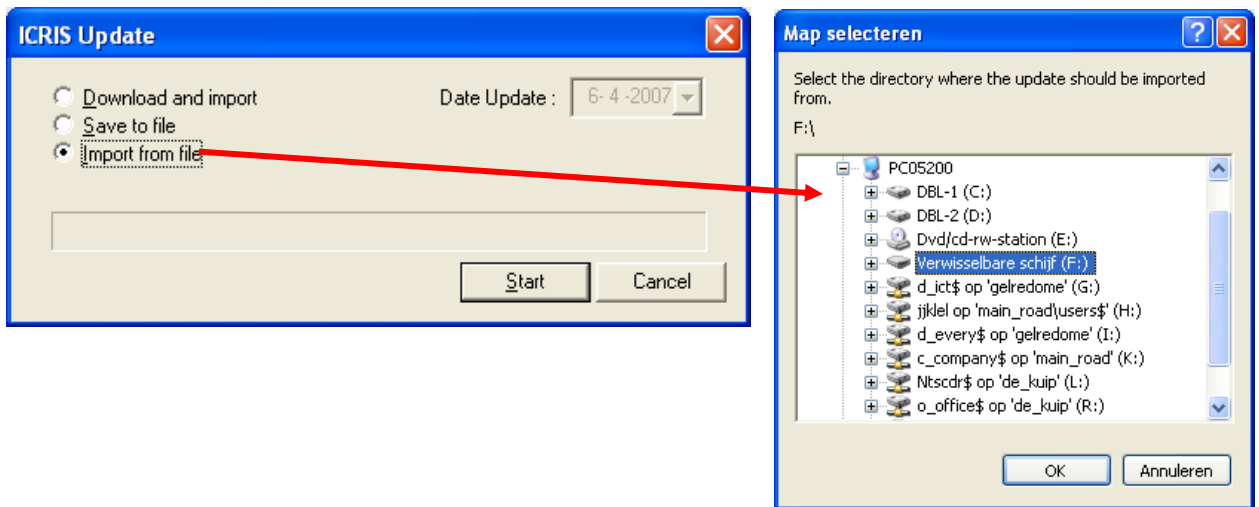
To do this we recommend you use a USB memory stick. When you see the question where to download click on the folder of the USB stick and place the update there.

To receive the files from the USB Memory stick you must do the following. Click on the option Import from file. You are then again asked where the file is and you then choose the Memory stick and click on OK. ICRIS will proceed to retrieve the update and place this on the PC.

- Save to file for local computer without a internet connection



- Import from file



When this downloading process is finished successfully you can choose **[OK]** for closing this option. The date on the screen is the date of the last update from the Internet.